

PANTHERA DENTAL

Your Sleep Dentistry 4.0tm
partner

August 2021



PANTHERA
DENTAL



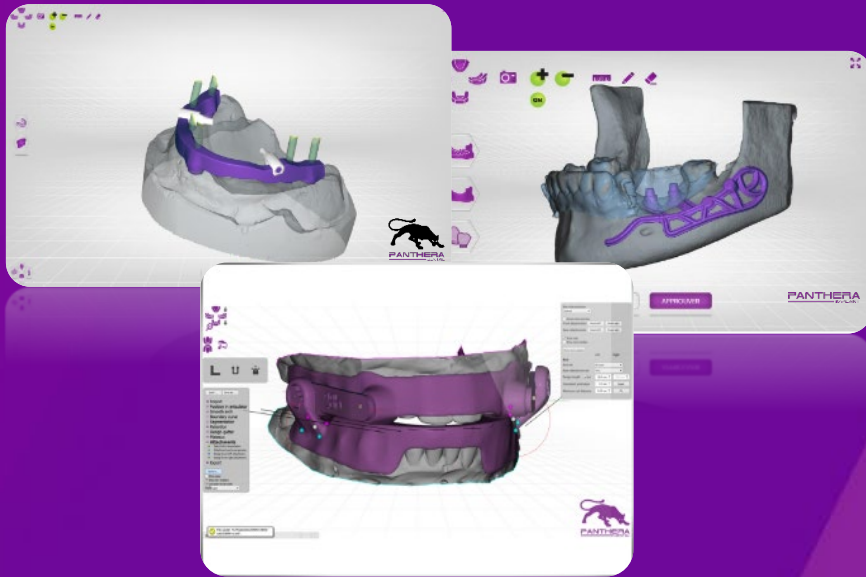
US FDA QSR
MDSAP
MEDICAL DEVICE SINGLE AUDIT PROGRAM
EU MDD

IN-HOUSE SOFTWARE & TECHNOLOGY DEVELOPMENT

7 CAD, CAM and traceability software

4 software development teams

Flexibility | Precision | Quality





RESEARCH & DEVELOPMENT

10+ years of R&D

Team of dentists, dental technicians, engineers and CAD/CAM programmers

60+ patents and industrial designs

Mandibular advancement devices, superstructures, subperiosteal implants, fixation systems for dental prosthesis

PATIENT CENTRIC COMPANY



A team of dental experts



A dedicated & highly competent customer service team



A constant drive to innovate



Continuous improvement over time

100 000 PATIENTS TREATED
5 000 CLIENTS
35 COUNTRIES

After 10 years in Canada, the United States and Europe, Panthera has approximately 5,000 loyal customers across 35 countries, including renowned customers such as:





SLEEP DENTISTRY 4.0TM



8 DAY TURNAROUND

PANTHERA | X3

Dorsal fin OAT device
Patented



3 YEAR WARRANTY

NYLON POLYAMIDE TYPE 12



Properties:

- Bruxism resistant: high abrasion and long lasting cracking resistance
- Elastic properties combined with dimensional stability
- Biocompatible, USP Class VI

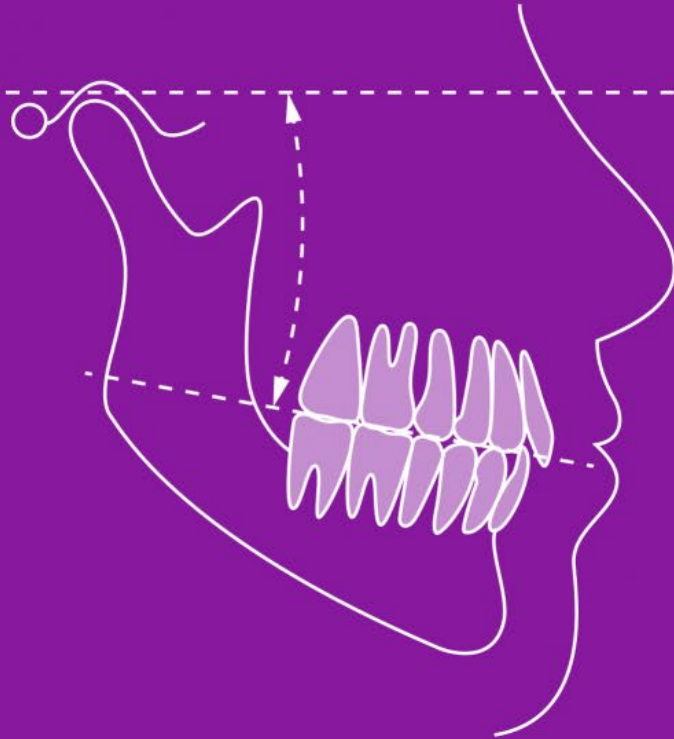
Panthera Dental polishing

- Proprietary process
- 90% reduction in roughness

A versatile material

- Highly rigid if 2mm+ thickness
- Highly flexible if 1mm- thickness

WHY IN THE OCCLUSAL PLANE?

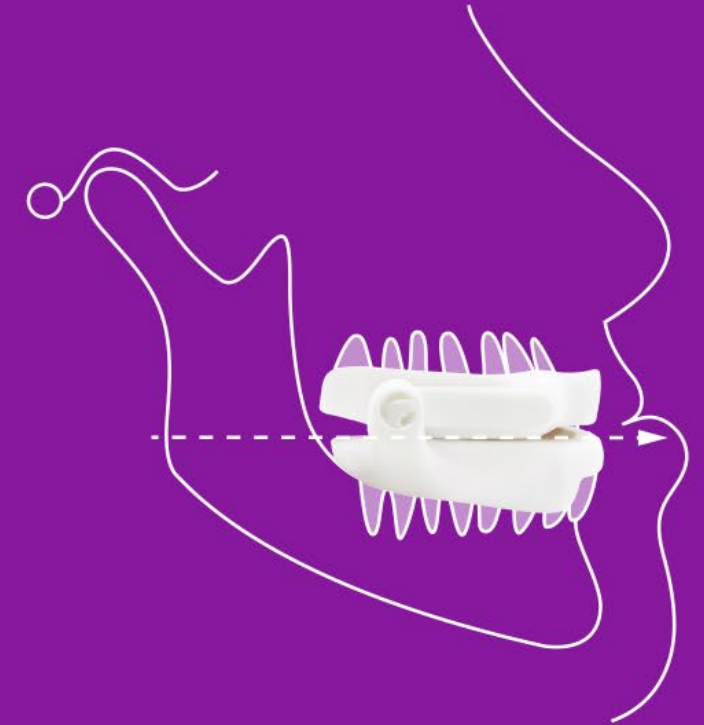


Aligned with occlusal plane

No premature posterior contact. 30% less stress on masticatory apparatus, allows the masseter and lateral pterygoid to work harmoniously.

Traction design

Promotes mouth closure, encourages nose breathing, allows vertical and lateral movement, minimizes stress on the temporomandibular joints (TMJ).



INTRODUCING THE **PANTHERA** | **X3**



Strong and lightweight dorsal fin design

Easy clip-on titration system.
(Patent pending)

- Precise, secure and resistant.
- No metal parts, no tools required. Reduced risk of error.
- No tissue contact.

No posterior contact.

- TMJ protection.

Fin angled at 20°.

- Allows drinking and talking.



Guidance ramp

- No space for fin to intrude.

Undercut retention.

- No ball clasps.

Vertical dimension opening.

- Without compromising oral cavity.

Anterior opening available.



FDA 510(k) - ISO 13 485 - Patented

Titration system



Clip-on Titration System

Device supplied with a range of titration options.
Suggested starting position: 60% of maximal protrusion.



TITRATION / SIMPLE AND EASY CLIP SYSTEM



BANDS AND PLATEAUS

Customizations

We offer over 300 customization options to ensure every patient receives a truly tailor- made device.

PANTHERA | X3

Standard design



Labial
Overlap



Full



Full

BANDS AND PLATEAUS: ADDITIONAL OPTIONS

Upper and lower Bands



Labial



Full



Lingual Overlap



Labial Overlap



Lingual



Full with
contact



Overlap
Lingual with
contact



Overlap Labial
with contact

Plateaus



Upper Full



Upper Lateral



Upper Anterior



Lower Full



Lower Lateral

CONTACTS

Fauske Tannteknikk AS

Email:
bestdental@bestdental.no

Phone : + 47 75 64 65 66



Norway

Fauske Tannteknikk AS
8203 Fauske
Boks 704
bestdental@bestdental.no

Canada (HQ)

France

United States

